



ConnectOregon IV Program Application 2011-2012

To ensure you have current program information, sign up for the *ConnectOregon* electronic mailing list at:
<https://public.govdelivery.com/accounts/ORDOT/subscriber/new?>

- Please read *ConnectOregon IV* Application Instructions prior to completing this application.
- The Application Instructions, the Draft Project Agreement, and Frequently Asked Questions are available on the *ConnectOregon IV* Web site: <http://www.oregon.gov/ODOT/COMM/CO>
- Submission Requirements are detailed in Section 9 of the Application Instructions

Project Summary and Certification

1. Applicant

ORGANIZATION NAME Port of Morrow	CONTACT PERSON NAME Lisa Mittlesdorf	
ADDRESS 2 Marine Drive	CONTACT PERSON TITLE Director of Economic Development	
CITY, STATE, ZIP Boardman, OR 97818	PHONE 541-481-7678	FAX 541-481-2679
WEB SITE ADDRESS www.portofmorrow.com	E-MAIL (REQUIRED) lisam@portofmorrow.com	

2. Project name and location

PROJECT NAME Port of Morrow Track Development Phase III	PROJECT LOCATION Boardman, Oregon	STAFF USE ONLY
--	--------------------------------------	----------------

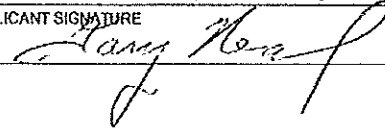
3. Cost summary (These fields will fill automatically as the application is completed.)

a. <i>ConnectOregon IV</i> grant amount	\$850,000.00
b. Match amount (20% of grant)	\$212,500.00
c. <i>ConnectOregon IV</i> loan amount.....	\$ 0.00
d. <i>ConnectOregon IV</i> project total.....	\$1,062,500.00

4. Certification

I certify that Port of Morrow APPLICANT ORGANIZATION supports the proposed project, has the legal authority

to pledge matching funds, and has the legal authority to apply for *ConnectOregon IV* funds. I further certify that matching funds are available or will be available for the proposed project. I understand that all State of Oregon rules for contracting, auditing, underwriting (where applicable), and payment will apply to this project. I certify that I have read the Sample Draft Agreement and will sign the Agreement if selected.

APPLICANT SIGNATURE <input checked="" type="checkbox"/> 	PRINT NAME Gary Neal	DATE 11-18-2011
--	-------------------------	--------------------

Project Description

5. Project summary

BRIEF SUMMARY OF PROJECT (MAXIMUM 400 CHARACTERS; FIELD WILL EXPAND AS YOU TYPE)

The project will build new rail track in the Port of Morrow's East Beach Industrial Park, providing new and improved rail access to existing shippers and opening up new acreage for development. The project is a critical stepping stone to the development of one of the largest shovel-ready industrial properties in Oregon.

6. Project purpose and description

Project maps must be included with this application. Maximum map size: 11 by 17 inches.

PROJECT DESCRIPTION AND PURPOSE (MAXIMUM 4500 CHARACTERS; FIELD WILL EXPAND AS YOU TYPE)

The project will build new rail tracks in the Port of Morrow's East Beach Industrial Park, providing new and improved rail access to existing shippers and opening up new acreage for future development. Improvements will include: 1) a 5,400-foot track; 2) a run-around track of 2,400 feet; 3) a 400-foot tail track; 4) four switches to control the traffic; and 5) labor services to install an additional 3,000 feet of track within the industrial complex to connect the COIV project to industrial sites. The material and supplies for this additional track is not included in the COIV project as it has been provided by outside sources.

The project will be the third phase of the Port's rail development plan. Phase I (2005) constructed a rail loop within the park to make the Port unit train capable. This rail development resulted in private investment (Pacific Ethanol) and jobs on Port property. Phase II, largely funded by ConnectOregon II, constructed a mainline siding and an additional ladder track which is now used by Northwest Container Services to handle solid waste inbound and export containers outbound. Phase III of the development plan, the proposed ConnectOregon IV project, will build new tracks off of the Phase II tracks.

The project, which is a critical piece to further development at the Port, promises to bring material economic benefits to the region. At 2,000 acres, the East Beach Industrial Park is one of the largest areas of shovel-ready industrial land in the State. The Port has to date developed 500 acres of the available land. This project is another stepping stone to full development and will provide rail infrastructure serving existing and future industries as well as develop another part of the eventual full rail buildout.

The new tracks will provide rail access to a cold storage facility for handling frozen and refrigerated food products that the Port plans to develop. The new tracks will also serve a dry transload facility the Port plans to develop, the first public facility of its kind in the region.

The project will improve connectivity and reduce transportation costs for existing Port businesses. Reclaim Industries is expected to use the new tracks to ship shredded tires inbound and finished materials outbound. RDO-Calbee is expected to use the tracks to handle inbound tanker cars of cooking oil and outbound processed foods. The project is critical to the creation of 44 new jobs at these companies.

Importantly, the new rail development will provide the ability to separate unit train activity from manifest within the Port complex, thus improving the efficiency and utilization of the rail network.

The project is expected to proceed quickly upon grant execution: the property is owned by the Port and is zoned industrial; there are expected to be no delays related to environmental or permitting issues; Port industrial development has the support of the local community; and the Port has a strong track record of successfully implementing projects of this type.

7. Project location

STREET ADDRESS OR NEAREST STREET INTERSECTION Port of Morrow East Beach Industrial Park		
CITY(IES) Boardman	COUNTY(IES) Morrow	
GPS COORDINATES N-798,550 E-8,420,120 Oregon SPC North Zone	LATITUDE (DEGREES AND DECIMAL) 45.856154	LONGITUDE (DEGREES AND DECIMAL) 119.635663

8. Project mode (check all that apply): Air Marine Rail Transit
9. *ConnectOregon* region CO Region 1 CO Region 2 CO Region 3 CO Region 4 CO Region 5
 For more information, refer to the Application Instructions. For processing purposes, when projects are located in more than one *ConnectOregon* region, applicant must identify which region will contain the majority of the planned project.

10. Is the applicant current on all state and local taxes, fees, and assessments? Yes No

11. What is the project's useful life?

YEARS
20

12. After project completion who will assume responsibility for the continued maintenance and operation of the project?

RESPONSIBLE PARTY Port of Morrow

13. What will be the source(s) of funds for the continued maintenance and operation of the project?

SOURCE(S) Ongoing operations and Port funds generated through rail tariff.

14. Is the funding for the continued maintenance and operation of the project currently secured or budgeted for the initial budget cycle of project operation? Yes No

If no, describe how and when these steps will occur:

DESCRIBE

15. Is all the real estate required for the project owned by the applicants? (See also Questions 16-18.)

- Yes, project real estate is *wholly* owned by the applicant(s)
- No, project real estate is *partly* owned by the applicant(s)
- No

If yes, project real estate is wholly owned, what was the purchase price of the property?.....

PURCHASE PRICE
\$0.00

If no, project real estate is partly owned, or if no, include the property owner's information and signature for the non-owned portion:

OWNER NAME	PHONE
OWNER ADDRESS	FAX
OWNER CITY, STATE, ZIP	E-MAIL
AUTHORIZED REPRESENTATIVE NAME	AUTHORIZED REPRESENTATIVE PHONE
AUTHORIZED REPRESENTATIVE ADDRESS	AUTHORIZED REPRESENTATIVE FAX
AUTHORIZED REPRESENTATIVE CITY, STATE, ZIP	AUTHORIZED REPRESENTATIVE E-MAIL

I certify that _____ is authorized to use the real estate underlying the

ORGANIZATION NAME

project. I understand that all State of Oregon rules for contracting, auditing, underwriting (where applicable), and payment will apply to this project, and that these rules may require a 20-year lease of the site.

PROPERTY OWNER/LESSOR OR AUTHORIZED REPRESENTATIVE SIGNATURE	PRINT NAME	DATE
X		

Check if additional owners are listed on Page 20 of this application.

- 16. Will the property be purchased by the applicant to complete the project? Yes No
 If yes, is the property in escrow? Yes No
- 17. Will the property be leased by the applicant? Yes No

18. Provide any additional real estate details

<p>ADDITIONAL DETAILS (MAXIMUM 1600 CHARACTERS; FIELD WILL EXPAND AS YOU TYPE)</p> <p>Property is zoned industrial and utilities are in place.</p>
--

Project Budget and Schedule

19. Identify the source and amount of funds for the project budget, including grants, loans, and matching funds.

SOURCE		AMOUNT	DATE AVAILABLE		STAFF USE ONLY
			CALENDAR YEAR	MONTH	
a. Grant portion		\$1,062,500.00	2012	September	0.8514
1. Required match (For grants: 20% grant project subtotal)	\$212,500.00		2012	September	0.1703
2. <i>ConnectOregon IV</i> grant amount requested	\$850,000.00		2012	September	0.6811
b. <i>ConnectOregon IV</i> loan portion requested (no match required)		\$0.00		Select	0.0000
c. <i>ConnectOregon IV</i> total (a+b)		\$1,062,500.00		Select	0.8514
d. Additional applicant match (not required)		\$185,500.00	2012	September	0.1486
Project total		\$1,248,000.00			1.0000

20. For grant projects, detail the source and timing of the match shown above.

FUNDS	SOURCE OF FUNDS	AMOUNT	DATE AVAILABLE		STAFF USE ONLY
			CALENDAR YEAR	MONTH	
Labor (payroll)	Port staff	\$255,000.00	2012	September	0.6407
Contracted services	Port funds	\$20,000.00	2012	September	0.0503
Materials and supplies		\$0.00		Select	0.0000
Capital outlay – land (purchase price)		\$0.00		Select	0.0000
Capital outlay – buildings		\$0.00		Select	0.0000
Capital outlay -- equipment	Port funds	\$68,000.00	2012	September	0.1709
Other (describe): Other Port Contribution	Port funds	\$35,000.00	2012	September	0.0879
Other (describe): Permits UP, ODOT	Port funds	\$20,000.00	2012	September	0.0503
Other (describe):			2012	September	0.0000
Other (describe):			2012	September	0.0000
Total <i>Total must equal \$398,000.00</i> <i>1.a.1–Required match + 1.d–Additional applicant match</i>		\$398,000.00			1.0001

21. If the *ConnectOregon IV* project is part of a larger project, describe the scope of the entire project. Include the total amounts of public and private investment in the proposed project. Please note which portions of the project are *ConnectOregon IV* eligible.

DESCRIBE (MAXIMUM 1200 CHARACTERS; FIELD WILL EXPAND AS YOU TYPE)

Port of Morrow has developed property on the north and south sides of the UP mainline in Boardman. The property on the south is close to fully developed with several food processing companies located there and served by rail. The East Beach Industrial Park on the north side of the mainline is 2,000 acres of developable land. The Port has to date developed approximately 500 acres of the available land. This project is another stepping stone to full development and will provide rail infrastructure serving existing and future industries as well as develop another part of the eventual full rail buildout.

- Commitment letters from businesses and organizations, stating their intentions regarding private investment over a specified period, are included in the Supplemental Information attached to this application and sited in question # 43.

22. Complete the following tables regarding current and projected milestones for the project. Check to indicate if the project is a construction or a non-construction project.

MILESTONE	<input checked="" type="checkbox"/> CONSTRUCTION PROJECTS	<input type="checkbox"/> OTHER (NON-CONSTRUCTION) PROJECTS – DESCRIBE
a. Milestone 1	a. Scoping and planning	a.
b. Milestone 2	b. Right-of-way and land acquisition	b.
c. Milestone 3	c. Final Plans/bidding engineering documents	c.
d. Milestone 4	d. Permits	d.
e. Milestone 5	e. Construction contract award	e.
f. Milestone 6	f. Project completion	f.

23. For the milestones identified above, provide the following details:

MILESTONE	STATUS			
	HAS THE MILESTONE BEEN MET?	PROJECTED START DATE OF MILESTONE WORK	ESTIMATED LENGTH OF PROCESS	PROJECTED MILESTONE COMPLETION DATE
a. Milestone 1	<input type="checkbox"/> Yes <input checked="" type="checkbox"/> No	8/1/2012	4 months	12/1/2012
b. Milestone 2	<input checked="" type="checkbox"/> Yes <input type="checkbox"/> No			
c. Milestone 3	<input type="checkbox"/> Yes <input checked="" type="checkbox"/> No	9/1/2012	4 months	1/1/2013
d. Milestone 4	<input type="checkbox"/> Yes <input checked="" type="checkbox"/> No	9/1/2012	3 months	12/1/2012
e. Milestone 5	<input type="checkbox"/> Yes <input checked="" type="checkbox"/> No	1/15/2013	2 weeks	2/1/2013
f. Milestone 6	<input type="checkbox"/> Yes <input checked="" type="checkbox"/> No	4/1/2013	3 months	7/1/2013

24. Based on the milestones identified on the previous page, provide details of the proposed uses and amount of funds needed to complete each milestone.

a. Milestone 1

This milestone is complete or does not apply.

FUNDS	AMOUNT	PART OF GRANT MATCH?	DATE AVAILABLE	
			CALENDAR YEAR	MONTH
Labor (payroll)	\$0.00	<input type="checkbox"/> Yes <input type="checkbox"/> No		Select
Contracted services (if known)	\$20,000.00	<input checked="" type="checkbox"/> Yes <input type="checkbox"/> No	2012	September
Materials and supplies	\$0.00	<input type="checkbox"/> Yes <input type="checkbox"/> No		Select
Capital outlay – land	\$0.00	<input type="checkbox"/> Yes <input type="checkbox"/> No		Select
Capital outlay – buildings	\$0.00	<input type="checkbox"/> Yes <input type="checkbox"/> No		Select
Capital outlay – equipment	\$0.00	<input type="checkbox"/> Yes <input type="checkbox"/> No		Select
Other (describe):	\$0.00	<input type="checkbox"/> Yes <input type="checkbox"/> No		Select
Milestone 1 Total	\$20,000.00			

b. Milestone 2

This milestone is complete or does not apply.

FUNDS	AMOUNT	PART OF GRANT MATCH?	DATE AVAILABLE	
			CALENDAR YEAR	MONTH
Labor (payroll)	\$0.00	<input type="checkbox"/> Yes <input type="checkbox"/> No		Select
Contracted services (if known)	\$0.00	<input type="checkbox"/> Yes <input type="checkbox"/> No		Select
Materials and supplies	\$0.00	<input type="checkbox"/> Yes <input type="checkbox"/> No		Select
Capital outlay – land	\$0.00	<input type="checkbox"/> Yes <input type="checkbox"/> No		Select
Capital outlay – buildings	\$0.00	<input type="checkbox"/> Yes <input type="checkbox"/> No		Select
Capital outlay – equipment	\$0.00	<input type="checkbox"/> Yes <input type="checkbox"/> No		Select
Other (describe):	\$0.00	<input type="checkbox"/> Yes <input type="checkbox"/> No		Select
Milestone 2 Total	\$ 0.00			

c. Milestone 3

This milestone is complete or does not apply.

FUNDS	AMOUNT	PART OF GRANT MATCH?	DATE AVAILABLE	
			CALENDAR YEAR	MONTH
Labor (payroll)	\$153,000.00	<input checked="" type="checkbox"/> Yes <input type="checkbox"/> No	2012	September
Contracted services (if known)	\$0.00	<input type="checkbox"/> Yes <input type="checkbox"/> No		Select
Materials and supplies	\$0.00	<input type="checkbox"/> Yes <input type="checkbox"/> No		Select
Capital outlay – land	\$0.00	<input type="checkbox"/> Yes <input type="checkbox"/> No		Select
Capital outlay – buildings	\$0.00	<input type="checkbox"/> Yes <input type="checkbox"/> No		Select
Capital outlay – equipment	\$0.00	<input type="checkbox"/> Yes <input type="checkbox"/> No		Select
Other (describe):	\$0.00	<input type="checkbox"/> Yes <input type="checkbox"/> No		Select
Milestone 3 Total	\$153,000.00			

d. Milestone 4

This milestone is complete or does not apply.

FUNDS	AMOUNT	PART OF GRANT MATCH?	DATE AVAILABLE	
			CALENDAR YEAR	MONTH
Labor (payroll)	\$0.00	<input type="checkbox"/> Yes <input type="checkbox"/> No		Select
Contracted services (if known)	\$0.00	<input type="checkbox"/> Yes <input type="checkbox"/> No		Select
Materials and supplies	\$0.00	<input type="checkbox"/> Yes <input type="checkbox"/> No		Select
Capital outlay – land	\$0.00	<input type="checkbox"/> Yes <input type="checkbox"/> No		Select
Capital outlay – buildings	\$0.00	<input type="checkbox"/> Yes <input type="checkbox"/> No		Select
Capital outlay – equipment	\$0.00	<input type="checkbox"/> Yes <input type="checkbox"/> No		Select
Other (describe): Permits UP ODOT	\$20,000.00	<input checked="" type="checkbox"/> Yes <input type="checkbox"/> No	2012	Septemb
Milestone 4 Total	\$20,000.00			

e. Milestone 5

This milestone is complete or does not apply.

FUNDS	AMOUNT	PART OF GRANT MATCH?	DATE AVAILABLE	
			CALENDAR YEAR	MONTH
Labor (payroll)	\$0.00	<input type="checkbox"/> Yes <input type="checkbox"/> No		Select
Contracted services (if known)	\$0.00	<input type="checkbox"/> Yes <input type="checkbox"/> No		Select
Materials and supplies	\$0.00	<input type="checkbox"/> Yes <input type="checkbox"/> No		Select
Capital outlay – land	\$0.00	<input type="checkbox"/> Yes <input type="checkbox"/> No		Select
Capital outlay – buildings	\$0.00	<input type="checkbox"/> Yes <input type="checkbox"/> No		Select
Capital outlay – equipment	\$0.00	<input type="checkbox"/> Yes <input type="checkbox"/> No		Select
Other (describe):	\$0.00	<input type="checkbox"/> Yes <input type="checkbox"/> No		Select
Milestone 5 Total	\$ 0.00			

f. Milestone 6

This milestone is complete or does not apply.

FUNDS	AMOUNT	PART OF GRANT MATCH?	DATE AVAILABLE	
			CALENDAR YEAR	MONTH
Labor (payroll)	\$102,000.00	<input checked="" type="checkbox"/> Yes <input type="checkbox"/> No	2012	Septemb
Contracted services (if known)	\$260,000.00	<input checked="" type="checkbox"/> Yes <input checked="" type="checkbox"/> No	2012	Septemb
Materials and supplies	\$625,000.00	<input checked="" type="checkbox"/> Yes <input checked="" type="checkbox"/> No	2012	Septemb
Capital outlay – land	\$0.00	<input type="checkbox"/> Yes <input type="checkbox"/> No		Select
Capital outlay – buildings	\$0.00	<input type="checkbox"/> Yes <input type="checkbox"/> No		Select
Capital outlay – equipment	\$68,000.00	<input checked="" type="checkbox"/> Yes <input type="checkbox"/> No		Select
Other (describe):	\$0.00	<input type="checkbox"/> Yes <input type="checkbox"/> No		Select
Milestone 6 Total	\$1,055,000.00			

Totals

	AMOUNT	STAFF USE ONLY
Labor (payroll)	\$255,000.00	0.2043
Contracted services (if known)	\$280,000.00	0.2244
Materials and supplies	\$625,000.00	0.5008
Capital outlay – land	\$ 0.00	0.0000
Capital outlay – buildings	\$ 0.00	0.0000
Capital outlay – equipment	\$68,000.00	0.0545
Other	\$20,000.00	0.0160
Total	\$1,248,000.00	1.0000

25. Complete the following table regarding pre-construction documentation and permits. (Potential projects are expected to be at varying stages of construction readiness; some of the steps below will not apply, or must be marked "Still required" or "Don't know." See the *ConnectOregon IV* Application Instructions for detailed explanations of the terms below.)

ENVIRONMENTAL AND PUBLIC INVOLVEMENT					
STEP	STATUS				
	ALREADY COMPLETED	INCOMPLETE/ UNDERWAY	STILL REQUIRED	NOT APPLICABLE	DON'T KNOW
a. NEPA Categorical Exclusion (CE)	<input type="checkbox"/>	<input type="checkbox"/>	<input type="checkbox"/>	<input checked="" type="checkbox"/>	<input type="checkbox"/>
b. NEPA Environmental Assessment (EA).....	<input type="checkbox"/>	<input type="checkbox"/>	<input type="checkbox"/>	<input checked="" type="checkbox"/>	<input type="checkbox"/>
c. Environmental Impact Statement (EIS).....	<input type="checkbox"/>	<input type="checkbox"/>	<input type="checkbox"/>	<input checked="" type="checkbox"/>	<input type="checkbox"/>
d. Air-quality conformity determination.....	<input type="checkbox"/>	<input type="checkbox"/>	<input type="checkbox"/>	<input checked="" type="checkbox"/>	<input type="checkbox"/>
e. In-water work permit.....	<input type="checkbox"/>	<input type="checkbox"/>	<input type="checkbox"/>	<input checked="" type="checkbox"/>	<input type="checkbox"/>
f. Coordination of project approval with any Native American tribe or another state.....	<input type="checkbox"/>	<input type="checkbox"/>	<input type="checkbox"/>	<input checked="" type="checkbox"/>	<input type="checkbox"/>
g. Stakeholder involvement.....	<input type="checkbox"/>	<input type="checkbox"/>	<input type="checkbox"/>	<input checked="" type="checkbox"/>	<input type="checkbox"/>
h. Permits	<input type="checkbox"/>	<input type="checkbox"/>	<input checked="" type="checkbox"/>	<input type="checkbox"/>	<input type="checkbox"/>
i. Other: <u>Describe</u>	<input type="checkbox"/>	<input type="checkbox"/>	<input type="checkbox"/>	<input checked="" type="checkbox"/>	<input type="checkbox"/>
j. Other: <u>Describe</u>	<input type="checkbox"/>	<input type="checkbox"/>	<input type="checkbox"/>	<input checked="" type="checkbox"/>	<input type="checkbox"/>

PLANNING AND LAND USE					
STEP	STATUS				
	ALREADY COMPLETED	INCOMPLETE/ UNDERWAY	STILL REQUIRED	NOT APPLICABLE	DON'T KNOW
k. Inclusion in adopted transportation system plan (TSP)	<input checked="" type="checkbox"/>	<input type="checkbox"/>	<input type="checkbox"/>	<input type="checkbox"/>	<input type="checkbox"/>
l. Inclusion in adopted local comprehensive plan.....	<input checked="" type="checkbox"/>	<input type="checkbox"/>	<input type="checkbox"/>	<input type="checkbox"/>	<input type="checkbox"/>
m. Inclusion in adopted regional transportation plan (RTP)....	<input checked="" type="checkbox"/>	<input type="checkbox"/>	<input type="checkbox"/>	<input type="checkbox"/>	<input type="checkbox"/>
n. Zoning amendment	<input type="checkbox"/>	<input type="checkbox"/>	<input type="checkbox"/>	<input checked="" type="checkbox"/>	<input type="checkbox"/>
o. Goal exception (if required by state planning goals).....	<input type="checkbox"/>	<input type="checkbox"/>	<input type="checkbox"/>	<input checked="" type="checkbox"/>	<input type="checkbox"/>
p. Other: <u>Port of Morrow Strategic Plan</u>	<input checked="" type="checkbox"/>	<input type="checkbox"/>	<input type="checkbox"/>	<input type="checkbox"/>	<input type="checkbox"/>
q. Other: <u>Describe</u>	<input type="checkbox"/>	<input type="checkbox"/>	<input type="checkbox"/>	<input checked="" type="checkbox"/>	<input type="checkbox"/>

List other federal, state, modal, regional, or local plans where this project is listed.

DESIGN AND SPECIFICATION					
STEP	STATUS				
	ALREADY COMPLETED	INCOMPLETE/ UNDERWAY	STILL REQUIRED	NOT APPLICABLE	DON'T KNOW
r. Engineering and/or design services contracted	<input type="checkbox"/>	<input type="checkbox"/>	<input checked="" type="checkbox"/>	<input type="checkbox"/>	<input type="checkbox"/>
s. 25% design complete	<input type="checkbox"/>	<input type="checkbox"/>	<input checked="" type="checkbox"/>	<input type="checkbox"/>	<input type="checkbox"/>
t. 50% design complete	<input type="checkbox"/>	<input type="checkbox"/>	<input checked="" type="checkbox"/>	<input type="checkbox"/>	<input type="checkbox"/>
u. 75% design complete	<input type="checkbox"/>	<input type="checkbox"/>	<input checked="" type="checkbox"/>	<input type="checkbox"/>	<input type="checkbox"/>
v. Final design complete	<input type="checkbox"/>	<input type="checkbox"/>	<input checked="" type="checkbox"/>	<input type="checkbox"/>	<input type="checkbox"/>
w. Plans and specifications.....	<input type="checkbox"/>	<input type="checkbox"/>	<input checked="" type="checkbox"/>	<input type="checkbox"/>	<input type="checkbox"/>
x. Other: <u>Describe</u>	<input type="checkbox"/>	<input type="checkbox"/>	<input type="checkbox"/>	<input type="checkbox"/>	<input type="checkbox"/>
y. Other: <u>Describe</u>	<input type="checkbox"/>	<input type="checkbox"/>	<input type="checkbox"/>	<input type="checkbox"/>	<input type="checkbox"/>

26. What permits or approvals (beyond those noted above) are required prior to project construction?

PERMITS OR APPROVALS (MAXIMUM 1600 CHARACTERS)

Amend Industrial Track Agreement (ITA) with Union Pacific.

At grade crossing permits with ODOT Rail Division.

27. Is the construction of the project limited to specific construction timeframes due to environmental considerations (such as bird-nesting or fish-spawning seasons, or temperature)?

- Yes No No; however, additional information is included in addenda.

If yes, note the periods when construction is limited:

RESTRICTION DESCRIPTION	START DATE OF RESTRICTION	END DATE OF RESTRICTION

28. Can the project demonstrate support from public agencies that must approve the project?

- Yes Yes, started but not completed No

LIST APPROVALS (MAXIMUM 1600 CHARACTERS)

For ODOT we are proposing separated crossings which ODOT will most likely approve as it is not at grade, but we cannot get a letter beforehand stating this.

- Check if documentation of the approval coordination is attached in Supplemental Information.

29. Describe any unique construction-readiness issues or possible delays not identified above:

DESCRIBE (MAXIMUM 1600 CHARACTERS)

Only issue is possible weather delay during winter months.

30. The project schedule presented above has the following level of risk involved.

High Medium Low

a. Describe the reason for your answer regarding level of risk.

(MAXIMUM 300 CHARACTERS; FIELD WILL EXPAND AS YOU TYPE)

This project is all on Port property and does not require any approvals beyond the ones identified, the level of complexity and stakeholders is low and there is no controversy around the project.

b. Who was responsible for determining the project schedule and what is their level of expertise? (I.e. City or consultant engineer, construction project manager, city staff, etc.)

(MAXIMUM 300 CHARACTERS; FIELD WILL EXPAND AS YOU TYPE)

Port engineering staff is responsible and has extensive experience with rail development projects.

Project Details

31. Does the project improve existing or create new critical links for Oregon's transportation system?

Yes No

IF YES, CHECK ALL THAT APPLY:

The project...

- creates a new link
 improves an existing link

The project improves or creates new transportation links...

- between multiple modes of transportation (check all that apply)
 air marine pipeline passenger rail freight rail transit truck
 bus bicycle pedestrian personal automobile
 to transportation networks outside Oregon

EXPLAIN (MAXIMUM 400 CHARACTERS; FIELD WILL EXPAND AS YOU TYPE).

The rail development will provide the ability to separate unit train activity from manifest activity within the Port complex. It will also provide access to rail for regional shippers who have none today through development of the transload facility along the new track.

32. How is success measured for this type of project?

THIS ANSWER MUST INCLUDE THE METHODOLOGY FOR CALCULATION. ATTACH ADDITIONAL INFORMATION AND SITE IN QUESTION #43 AS NECESSARY.
(MAXIMUM 300 CHARACTERS; FIELD WILL EXPAND AS YOU TYPE)

Railcar volumes by existing shippers; new shippers and new industrial development along new tracks. Efficiency of system, unit train movements and overall rail capacity.

- a. What is the existing measurement today? Railcar volumes, new business siting and financial return to Port
b. What is anticipated measurement when the project is fully operational? Railcar volumes, new business siting and financial return to Port.

33. Does the project improve an existing transportation connection or add a new connection to an industrial or employment center?

Yes No

IF YES, CHECK ALL THAT APPLY:

The project...

Creates a new connection

Improves an existing connection

a. This project improves or creates access to:

<input checked="" type="checkbox"/> Industrial center	SPECIFY Port of Morrow East Beach Industrial Park
<input checked="" type="checkbox"/> Employment center	SPECIFY East Beach Industrial Park
<input type="checkbox"/> This project provides access to	SITE NAME
which is a site certified as "Project Ready" by the Oregon Business Development Department (OBDD). For more information, refer to the Application Instructions.	

34. Does this project link workers to jobs?

Yes No

EXPLAIN (MAXIMUM 300 CHARACTERS; FIELD WILL EXPAND AS YOU TYPE)

a. Which passenger mode(s) are linked for workers

PASSENGER MODE LINKS (CHECK ALL THAT APPLY)

<input type="checkbox"/> Fixed-route bus	<input type="checkbox"/> Light rail	<input type="checkbox"/> Air services
<input type="checkbox"/> Demand-responsive bus	<input type="checkbox"/> Passenger rail	<input type="checkbox"/> Ferry
	<input type="checkbox"/> Commuter rail	<input type="checkbox"/> Water taxi
<input type="checkbox"/> Other	DESCRIBE (MAXIMUM 75 CHARACTERS)	

b. Estimated use by new workers

ESTIMATED NUMBER OF NEW WORKERS PER DAY EXPECTED TO USE THE PASSENGER SERVICE WHEN OPENED

EXPLAIN BASIS FOR ESTIMATE (MAXIMUM 300 CHARACTERS; FIELD WILL EXPAND AS YOU TYPE)

c. Geographic service level

IDENTIFY GEOGRAPHIC SERVICE AREA (CHECK ALL THAT APPLY)

<input type="checkbox"/> Rural	<input type="checkbox"/> Intercity (between towns or cities)
<input type="checkbox"/> Intra-city (within a town or city)	<input type="checkbox"/> International
<input type="checkbox"/> Interstate (between states)	

35. Does this project link populations to medical care, social services, or shopping?

Yes No

EXPLAIN (MAXIMUM 300 CHARACTERS; FIELD WILL EXPAND AS YOU TYPE)

a. Passenger mode links for medical care, social services, shopping

PASSENGER MODE LINKS (CHECK ALL THAT APPLY)

<input type="checkbox"/> Fixed-route bus	<input type="checkbox"/> Light rail	<input type="checkbox"/> Air services
<input type="checkbox"/> Demand-responsive bus	<input type="checkbox"/> Passenger rail	<input type="checkbox"/> Ferry
	<input type="checkbox"/> Commuter rail	<input type="checkbox"/> Water taxi

Other

DESCRIBE (MAXIMUM 75 CHARACTERS)

b. Estimated use by new passengers

ESTIMATED NUMBER OF NEW PASSENGERS PER DAY EXPECTED TO USE THE PASSENGER SERVICE WHEN OPENED

EXPLAIN BASIS FOR ESTIMATE (MAXIMUM 300 CHARACTERS; FIELD WILL EXPAND AS YOU TYPE)

c. Geographic service level

IDENTIFY GEOGRAPHIC SERVICE AREA (CHECK ALL THAT APPLY)

<input type="checkbox"/> Rural	
<input type="checkbox"/> Intra-city (within a town or city)	<input type="checkbox"/> Intercity (between towns or cities)
<input type="checkbox"/> Interstate (between states)	<input type="checkbox"/> International

36. Does this project...

- increase system capacity?
- relieve a bottleneck or congestion point?
- complete one or more gaps in Oregon's transportation system?
- remove an existing barrier?
- reduce traffic or use conflicts?
- implement technology including Intelligent Transportation Systems?

EXPLAIN (MAXIMUM 1250 CHARACTERS; FIELD WILL EXPAND AS YOU TYPE) INCLUDE IN YOUR ANSWER AND ATTACH DOCUMENTATION SUPPORTING YOUR ANSWER. SITE IN QUESTION #43

The project increases rail capacity at the Port, provides public access to rail where none currently exists, reduces conflicts between unit train and carload activity at the Port. We are also proposing separated crossings which will prevent road/rail conflicts in the future.

37. Does the project serve one or more of Oregon's Statewide Business Clusters or the tourism industry? For more information, refer to the Application Instructions.

STATEWIDE BUSINESS CLUSTERS (CHECK ALL THAT APPLY)	
<input checked="" type="checkbox"/> Agriculture	<input type="checkbox"/> Forestry and Wood Products
<input type="checkbox"/> Athletic & Outdoor Gear and Apparel	<input type="checkbox"/> Green Building and Development
<input type="checkbox"/> Aviation	<input checked="" type="checkbox"/> Manufacturing
<input type="checkbox"/> Bioscience	<input type="checkbox"/> Nursery Products
<input type="checkbox"/> Creative Industries	<input type="checkbox"/> Semiconductors and Electronics Components
<input checked="" type="checkbox"/> Defense	<input type="checkbox"/> Software
<input type="checkbox"/> Education Services and Technology	<input type="checkbox"/> Solar
<input type="checkbox"/> Electric Vehicles and Sustainable Trans.	<input type="checkbox"/> Tourism and Hospitality
<input type="checkbox"/> Energy Efficiency	<input type="checkbox"/> Wave Energy
<input type="checkbox"/> Environmental Technology and Services	<input checked="" type="checkbox"/> Wind Energy
<input checked="" type="checkbox"/> Food Processing	
PROVIDE DETAIL (MAXIMUM 500 CHARACTERS; FIELD WILL EXPAND AS YOU TYPE)	
Port of Morrow has a cluster of food processing and agriculture industries and biofuels. This new track will provide additional efficiencies in the Port rail environment by adding track capacity and operational efficiencies. The project will support existing traffic comprised of wind energy, ethanol and containers and new traffic comprised of various carload commodities. Oregon National Guard is interested in using the property.	

38. Does this project benefit the Oregon economy by generating a net increase in or retention of long-term jobs (beyond short-term construction jobs) and/or increasing private investment in Oregon?

Yes* No

If yes, please complete the following:

a. Number of long-term (non-construction) jobs created or retained as a direct result of the project.....	44
b. Average annual wage of long-term (non-construction) jobs created or retained	\$50,000
c. List up to five businesses that will verify job creation/retention or new private investment	
BUSINESS NAME	NAME OF CONTACT PERSON
1. RDO-Calbee	Greg Jensen
2. Reclaim	William Langley
3.	
4.	
5.	
d. What is the size of the increase or initial investment by these businesses in Oregon as a result of this project?.....	\$
* <input checked="" type="checkbox"/> <i>Required for a yes answer.</i> Commitment letters must be included in Supplemental Information and sited in question # 43. These letters must be from businesses or organizations stating their intention to operate in Oregon and detailing: the number of jobs created or retained over a specific period of time as a result of this project, and/or the amount of additional private investment that the entity would make in Oregon over a specified period of time as a direct result of this project.	
EXPLAIN (MAXIMUM 400 CHARACTERS; FIELD WILL EXPAND AS YOU TYPE)	

39. To what extent does this project generate economic stimulus in the state by supporting short-term construction-related jobs in Oregon?

a. What year were the planning and engineering, land and construction cost estimates done for this project and by whom:

YEAR COST ESTIMATE WAS DONE	BUSINESS NAME	ESTIMATE ELEMENT (IF MORE THAN ONE)
1. 2011	Port of Morrow	
2.		
3.		
4.		
5.		

b. For which year are the costs estimated? I.e., the cost estimate was done in 2009 for a project expected to occur in 2012 and so the estimator inflated the costs of the project to 2012 dollars; therefore, the answer would be 2012.

EXPLAIN (MAXIMUM 400 CHARACTERS; FIELD WILL EXPAND AS YOU TYPE)
 2012

c. The short-run jobs supported by this project are:15.6
 (Calculate the jobs number using Fields 1-5 below. Take the result in Field 5 below and enter here.)

Field 1. Project costs (planning, engineering, land, construction)	Field 2. Inflation Adjustment factor based on year (see instructions)	Field 3. Project cost multiplied by Inflation Adjustment Factor (Field 1 x Field 2)	Field 4. Result divided by 1,000,000 (Field 3/1,000,000)	Field 5. Result multiplied by the job multiplier of 12.5 (Field 4 x 12.5)
\$1,248,000.00	1.00	1,248,000	1	16

40. What is the unemployment rate in the project area?

Average unemployment rate in the project area for the last 12 months (Refer to the Application Instructions).....	8%	COUNTY/JURISDICTION Morrow
PROVIDE ADDITIONAL DETAILS ON ANY OTHER SPECIAL ECONOMIC CONSIDERATIONS IN THE PROJECT LOCATION		

41. Does the project improve safety?

Yes* No

* Required for a yes answer. Documentation or explanation of the incident(s) or safety situation(s) that have occurred that this project is addressing or documentation of a high risk or of a safety issue or hazard potentially occurring. Examples include: reducing trips on a corridor designated by ODOT as a Safety Corridor; documented worker safety incidents; non-highway related, recurring accidents, recent crime/vandalism incidents, etc.

EXPLAIN (MAXIMUM 400 CHARACTERS; FIELD WILL EXPAND AS YOU TYPE) PLEASE NOTE THE NUMBER AND TYPE OF INCIDENTS (FATAL ACCIDENT, INJURY ACCIDENT, PROPERTY-DAMAGE ACCIDENT, CRIME, OR OTHER) WITHIN A SPECIFIED TIMEFRAME.

Other Considerations and Information

42. Describe any other considerations and information that support why the project should be selected:

<p>DESCRIBE</p> <p>Port of Morrow has a history of successful industrial development in a rural area. Last summer there were 150 job openings at local industries most of which are sited on Port lands. The Port wishes to continue this level of job creating development and the rail infrastructure is a key component.</p> <p>This ConnectOregon application has received support letters from State Representative Greg Smith and State Senator David Nelson.</p>

43. List the supporting materials to be submitted in your paper application packet.

Question #21: Commitment letters from...

1. RDO-Calbee
2. Reclaim
3.
4.
5.

Question #28: Documentation of coordination and support of public agencies that must approve the project.

1.
2.
3.
4.
5.

Question #32: Other supporting documents regarding measurement of success of the project.

1.
2.
3.

Question #36: Other supporting documents regarding improved reliability of Oregon's transportation system.

1.
2.
3.

Question #38: Commitment letters from businesses or organizations stating their intention to operate in Oregon and their intentions regarding job creation and private investment plans over a specified period.

1.
2.
3.
4.
5.

Other supporting documents

1. Drawing - Port of Morrow East Bank Industrial Park Rail Plan - Phase III
2. Drawing - Port of Morrow East Bank Industrial Park Rail Plan
3. Map - Port of Morrow
4. Support Letter - Oregon State Rep. Greg Smith
5. Support Letter - Oregon State Sen. David Nelson

Addenda

Attach additional text here as necessary, identifying the question number. Please note: Only additional text contained on this page will be considered as part of this application. Additional pages will not be considered.

MAXIMUM 4500 CHARACTERS

A large empty rectangular box intended for entering additional text.

Additional property owners/lessors

OWNER NAME		PHONE	
OWNER ADDRESS		FAX	
OWNER CITY, STATE, ZIP		E-MAIL	
AUTHORIZED REPRESENTATIVE NAME		AUTHORIZED REPRESENTATIVE PHONE	
AUTHORIZED REPRESENTATIVE ADDRESS		AUTHORIZED REPRESENTATIVE FAX	
AUTHORIZED REPRESENTATIVE CITY, STATE, ZIP		AUTHORIZED REPRESENTATIVE E-MAIL	
PROPERTY OWNER/LESSOR OR AUTHORIZED REPRESENTATIVE SIGNATURE X	PRINT NAME	DATE	

OWNER NAME		PHONE	
OWNER ADDRESS		FAX	
OWNER CITY, STATE, ZIP		E-MAIL	
AUTHORIZED REPRESENTATIVE NAME		AUTHORIZED REPRESENTATIVE PHONE	
AUTHORIZED REPRESENTATIVE ADDRESS		AUTHORIZED REPRESENTATIVE FAX	
AUTHORIZED REPRESENTATIVE CITY, STATE, ZIP		AUTHORIZED REPRESENTATIVE E-MAIL	
PROPERTY OWNER/LESSOR OR AUTHORIZED REPRESENTATIVE SIGNATURE X	PRINT NAME	DATE	

OWNER NAME		PHONE	
OWNER ADDRESS		FAX	
OWNER CITY, STATE, ZIP		E-MAIL	
AUTHORIZED REPRESENTATIVE NAME		AUTHORIZED REPRESENTATIVE PHONE	
AUTHORIZED REPRESENTATIVE ADDRESS		AUTHORIZED REPRESENTATIVE FAX	
AUTHORIZED REPRESENTATIVE CITY, STATE, ZIP		AUTHORIZED REPRESENTATIVE E-MAIL	
PROPERTY OWNER/LESSOR OR AUTHORIZED REPRESENTATIVE SIGNATURE X	PRINT NAME	DATE	

See Application Instructions for submittal requirements.

Modal Budget

Attach modal budget here.

**ATTACH MODAL BUDGET
AS LAST PAGE OF APPLICATION**

See application instructions for details.

**Modal budget samples and templates
are provided in Application Instructions**

ConnectOregon IV Application Checklist

Project Name: Port of Morrow Track Development Phase III
Project Location: Boardman, Oregon

Applicant: Port of Morrow
Applicant Representative: Lisa Mittlesdorf, 541-481-7678, lisam@portofmorrow.com

Reviewer Name: _____
Reviewer Phone: _____

All applicable answers must be completed by the applicant. Applications that do not contain answers for all applicable questions will be deemed incomplete and will not be forwarded to Modal or Regional Review Committees for consideration.

This Application Checklist has been incorporated into the application to assist applicants with completeness. Carefully review your application utilizing the following checklist for completeness prior to submission to ODOT. The completed checklist must be submitted as part of each application.

Completeness:

Project Summary and Certification

Staff	Applicant	N/A	Question #
<input type="checkbox"/>	<input checked="" type="checkbox"/>	<input type="checkbox"/>	1 -- Contact Information
<input type="checkbox"/>	<input checked="" type="checkbox"/>	<input type="checkbox"/>	2 -- Name and location
<input type="checkbox"/>	<input checked="" type="checkbox"/>	<input type="checkbox"/>	3 -- Cost Summary (completed automatically)
<input type="checkbox"/>	<input checked="" type="checkbox"/>	<input type="checkbox"/>	4 -- Signature and match to name from contact person listed in Item 1

Project Description

Staff	Applicant	N/A	Question #
<input type="checkbox"/>	<input checked="" type="checkbox"/>	<input type="checkbox"/>	5 -- Project summary
<input type="checkbox"/>	<input checked="" type="checkbox"/>	<input type="checkbox"/>	6 -- Project purpose and description completed (<input checked="" type="checkbox"/> Maps included)
<input type="checkbox"/>	<input checked="" type="checkbox"/>	<input type="checkbox"/>	7 -- Detailed Location
<input type="checkbox"/>	<input checked="" type="checkbox"/>	<input type="checkbox"/>	8 -- Mode
<input type="checkbox"/>	<input checked="" type="checkbox"/>	<input type="checkbox"/>	9 -- Region
<input type="checkbox"/>	<input checked="" type="checkbox"/>	<input type="checkbox"/>	10 -- Taxes -- To be verified by <i>ConnectOregon</i> staff
<input type="checkbox"/>	<input checked="" type="checkbox"/>	<input type="checkbox"/>	11 -- Life of project
<input type="checkbox"/>	<input checked="" type="checkbox"/>	<input type="checkbox"/>	12 -- Responsible party
<input type="checkbox"/>	<input checked="" type="checkbox"/>	<input type="checkbox"/>	13 -- Source of operational funds
<input type="checkbox"/>	<input checked="" type="checkbox"/>	<input type="checkbox"/>	14 -- Funding for operation secured or budgeted (<input type="checkbox"/> description with No answer)
<input type="checkbox"/>	<input checked="" type="checkbox"/>	<input type="checkbox"/>	15 -- Real estate (<input type="checkbox"/> Signature contact information for No answer)
<input type="checkbox"/>	<input type="checkbox"/>	<input checked="" type="checkbox"/>	16 -- Property purchase (<input type="checkbox"/> Escrow answered for Yes answer)
<input type="checkbox"/>	<input type="checkbox"/>	<input checked="" type="checkbox"/>	17 -- Property leased
<input type="checkbox"/>	<input checked="" type="checkbox"/>	<input type="checkbox"/>	18 -- Property Details (optional)

Project Budget and Schedule

Staff	Applicant	N/A	Question #
<input type="checkbox"/>	<input checked="" type="checkbox"/>	<input type="checkbox"/>	19 -- Source and amount of funds (<input checked="" type="checkbox"/> 19a complete, <input checked="" type="checkbox"/> 195b complete, <input checked="" type="checkbox"/> 19c complete)
<input type="checkbox"/>	<input checked="" type="checkbox"/>	<input type="checkbox"/>	20 -- Source and timing of match (<input checked="" type="checkbox"/> Source, <input checked="" type="checkbox"/> Amount, <input checked="" type="checkbox"/> Year and month)
<input type="checkbox"/>	<input checked="" type="checkbox"/>	<input type="checkbox"/>	21 -- Description of larger project context. (<input checked="" type="checkbox"/> Commitment letters checked)
<input type="checkbox"/>	<input checked="" type="checkbox"/>	<input type="checkbox"/>	22 -- Milestones

- | | | | |
|--------------------------|-------------------------------------|--------------------------|--|
| <input type="checkbox"/> | <input checked="" type="checkbox"/> | <input type="checkbox"/> | 23 – Milestone details |
| <input type="checkbox"/> | <input checked="" type="checkbox"/> | <input type="checkbox"/> | 24 – Milestone budgets |
| <input type="checkbox"/> | <input checked="" type="checkbox"/> | <input type="checkbox"/> | 25 – Documentation and permits tables – ALL boxes must be checked |
| <input type="checkbox"/> | <input checked="" type="checkbox"/> | <input type="checkbox"/> | 26 – Other permit approvals (Optional) |
| <input type="checkbox"/> | <input checked="" type="checkbox"/> | <input type="checkbox"/> | 27 – Construction window limits
(<input type="checkbox"/> Additional information provided for Yes answer) |
| <input type="checkbox"/> | <input checked="" type="checkbox"/> | <input type="checkbox"/> | 28 – Support of public agencies (<input type="checkbox"/> Approvals listed with Yes answer) |
| <input type="checkbox"/> | <input checked="" type="checkbox"/> | <input type="checkbox"/> | 29 – Other construction readiness text box (optional) |
| <input type="checkbox"/> | <input checked="" type="checkbox"/> | <input type="checkbox"/> | 30 – Certainty of Schedule (<input checked="" type="checkbox"/> 30a complete, <input checked="" type="checkbox"/> 30b complete) |

Project Details

- | <u>Staff</u> | <u>Applicant</u> | <u>N/A</u> | <u>Question #</u> |
|--------------------------|-------------------------------------|--------------------------|--|
| <input type="checkbox"/> | <input checked="" type="checkbox"/> | <input type="checkbox"/> | 31 – Improves/creates critical link (<input checked="" type="checkbox"/> Additional checked for Yes answer) |
| <input type="checkbox"/> | <input checked="" type="checkbox"/> | <input type="checkbox"/> | 32 – Measure of success (<input checked="" type="checkbox"/> 32a complete, <input checked="" type="checkbox"/> 32b complete) |
| <input type="checkbox"/> | <input checked="" type="checkbox"/> | <input type="checkbox"/> | 33 – Connection to industrial/employment center (<input checked="" type="checkbox"/> Additional checked for Yes answer) (<input checked="" type="checkbox"/> 33a complete) |
| <input type="checkbox"/> | <input checked="" type="checkbox"/> | <input type="checkbox"/> | 34 – Link workers to jobs (<input type="checkbox"/> 34a complete, <input type="checkbox"/> 34b complete, <input type="checkbox"/> 34c complete) |
| <input type="checkbox"/> | <input checked="" type="checkbox"/> | <input type="checkbox"/> | 35 – Link to medical, social services, shopping(<input type="checkbox"/> 36a complete, <input type="checkbox"/> 36b complete, <input type="checkbox"/> 36c complete) |
| <input type="checkbox"/> | <input checked="" type="checkbox"/> | <input type="checkbox"/> | 36 – All applicable checked (<input checked="" type="checkbox"/> Explanation provided) |
| <input type="checkbox"/> | <input checked="" type="checkbox"/> | <input type="checkbox"/> | 37 – Business Clusters (<input checked="" type="checkbox"/> Details provided) |
| <input type="checkbox"/> | <input type="checkbox"/> | <input type="checkbox"/> | 38 – Job increase/retention (<input checked="" type="checkbox"/> 38a complete, <input checked="" type="checkbox"/> 38b complete, <input checked="" type="checkbox"/> 38c complete, <input checked="" type="checkbox"/> 38d complete)(<input checked="" type="checkbox"/> Commitment letters box checked)
(<input type="checkbox"/> Explanation provided) |
| <input type="checkbox"/> | <input checked="" type="checkbox"/> | <input type="checkbox"/> | 39 – Short-term construction related jobs (<input checked="" type="checkbox"/> 39a complete, <input checked="" type="checkbox"/> 39 complete, <input checked="" type="checkbox"/> 39c complete) |
| <input type="checkbox"/> | <input checked="" type="checkbox"/> | <input type="checkbox"/> | 40 – Unemployment rate (<input type="checkbox"/> Details provided) |
| <input type="checkbox"/> | <input checked="" type="checkbox"/> | <input type="checkbox"/> | 41 – Improve safety (<input type="checkbox"/> Documentation or explanation provided) |

Other Considerations and Information

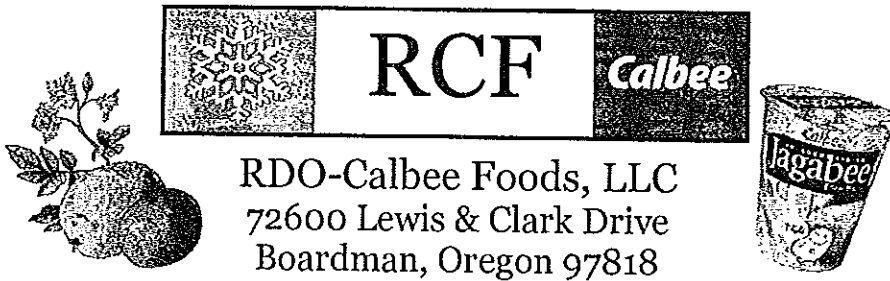
- | <u>Staff</u> | <u>Applicant</u> | <u>N/A</u> | <u>Question #</u> |
|--------------------------|-------------------------------------|-------------------------------------|---|
| <input type="checkbox"/> | <input checked="" type="checkbox"/> | <input type="checkbox"/> | 42 – Other Considerations Text box (optional) |
| <input type="checkbox"/> | <input checked="" type="checkbox"/> | <input type="checkbox"/> | 43 – Support materials |
| <input type="checkbox"/> | <input checked="" type="checkbox"/> | <input type="checkbox"/> | Question #21 – Commitment letters |
| <input type="checkbox"/> | <input type="checkbox"/> | <input checked="" type="checkbox"/> | Question #28 – Public agency coordination |
| <input type="checkbox"/> | <input type="checkbox"/> | <input checked="" type="checkbox"/> | Question #32 – Other success measurement support |
| <input type="checkbox"/> | <input type="checkbox"/> | <input checked="" type="checkbox"/> | Question #36 – Other reliability support |
| <input type="checkbox"/> | <input type="checkbox"/> | <input checked="" type="checkbox"/> | Question #38 – Commitment letters from businesses and organizations |
| <input type="checkbox"/> | <input checked="" type="checkbox"/> | <input type="checkbox"/> | Other Supporting documentation |

Addenda

- | <u>Staff</u> | <u>Applicant</u> | <u>N/A</u> | <u>Question #</u> |
|--------------------------|-------------------------------------|-------------------------------------|--|
| <input type="checkbox"/> | <input type="checkbox"/> | <input checked="" type="checkbox"/> | Additional text (optional) |
| <input type="checkbox"/> | <input type="checkbox"/> | <input checked="" type="checkbox"/> | Additional signature page – (<input type="checkbox"/> Signatures match names) |
| <input type="checkbox"/> | <input checked="" type="checkbox"/> | <input type="checkbox"/> | Modal Budget Attached and complete |

APPLICANT NOTES:

STAFF NOTES: _____



RDO-Calbee Foods, LLC
72600 Lewis & Clark Drive
Boardman, Oregon 97818

Gene Jensen ° President ° 541-481-6550

November 17, 2011

Oregon Transportation Commission
c/o Oregon Department of Transportation
355 Capitol St. NE
Salem, OR 97301-3871

Re: ConnectOregon IV Support for Port of Morrow Track Development Phase III

Sirs,

I am a food manufacture, exporting snack foods to Asia. We began our operation in 2007 and have steadily grown since then. Our primary raw ingredient are potatoes which are grown only 17 miles from our plant. Last month we just completed the addition of another production line which more than doubled our capacity. We currently employ 60 Managers and Operators here in Boardman, Oregon. At the request of the Board of Directors, I am evaluating and costing out an expansion that would add an additional 21 employees to our plant.

Our business is highly dependent on efficient transportation modes. Our current business ships over 60 truck/car loads a month to and from our facility. The project to extend the tracks and develop a runaround track will help keep the movement of rail cars fluid within the Port area which results in greater certainty relating to cost and timeliness of rail transportation.

Rail transportation is a key element to the economic success and the Port of Morrow, which has been forward thinking and active in planning for and executing rail development. We support the ConnectOregon IV application and encourage you to provide the grant. It will benefit our company and the region solidifying our position as an industrial center with efficient transportation connections.

Sincerely,

Gene Jensen
President
RDO-Calbee Foods, LLC



November 17, 2011

Oregon Transportation Commission
c/o Oregon Department of Transportation
355 Capitol St. NE
Salem, OR 97301-3871

Re: ConnectOregon IV Support for Port of Morrow Track Development Phase III

Hello. My name is Bill Langley. I serve as Plant Manager for Reclaim Inc, a tire reclamation company situated in the Port of Morrow in Boardman, Oregon. Reclaim's basic business model involves taking tire shred through a pyrolysis process wherein marketable carbon black and oil are reclaimed. Reclaim can also use the non-condensable off-gas from the process to generate electricity that can be sold back to the power grid. Reclaim is both a green company and a renewable resource energy company. When the builds out of the post processing line is completed in October of 2012, staff will grow from 7 to about 30 people. This will represent several new jobs for Morrow County residents.

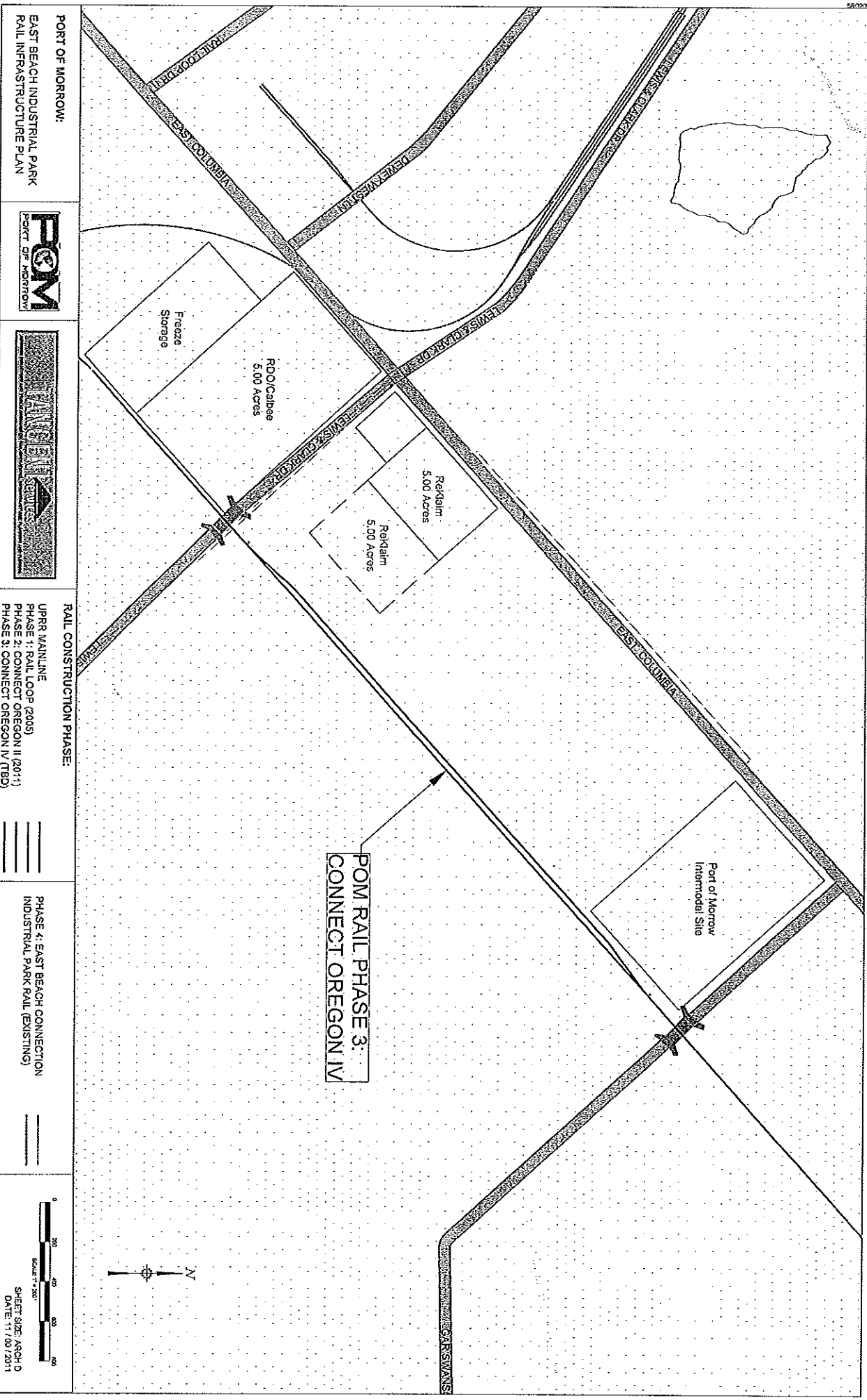
Due to nature of the business, Reclaim is highly dependent on efficient modes of transportation. The economics in Reclaim's financial model would be much more favorable if there was way to bring in tire crumb and ship out carbon black pellets by rail. Rail access is something that Reclaim has been pursuing with the Port of Morrow since 2008. The Port's envisioned project to extend the rail line and develop a runaround track will help keep the movement of rail cars fluid within the Port area, which will result in greater certainty relating to cost and timeliness of rail transportation for Reclaim.

As already mentioned, rail transportation is critical to our economic success. The Port of Morrow has been forward thinking and active in planning for and executing rail development. Reclaim fully supports the ConnectOregon IV application and Reclaim management highly encourages the approval of the grant. The culmination of this project will greatly benefit both Reclaim and the region, solidifying the Port's position as an industrial center with efficient transportation connections. The State of Oregon also benefits by ensuring job creation.

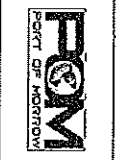
Sincerely,

A handwritten signature in cursive script that reads "William J. Langley Jr." The signature is written in black ink and is positioned below the "Sincerely," text.

William J. Langley Jr.; Reclaim Plant Manager; Boardman, Oregon




PORT OF MORROW:
 EAST BEACH INDUSTRIAL PARK
 RAIL INFRASTRUCTURE PLAN



RAIL CONSTRUCTION PHASE:
 UPPER MAINLINE
 PHASE 1: RAIL LOOP (2005)
 PHASE 2: CONNECT OREGON II (2011)
 PHASE 3: CONNECT OREGON IV (TBD)



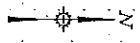
PHASE 4: EAST BEACH CONNECTION
 INDUSTRIAL PARK RAIL (EXISTING)

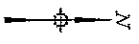


SCALE: 1" = 200'
 SHEET SIZE: ARCH-D
 DATE: 11/02/2011

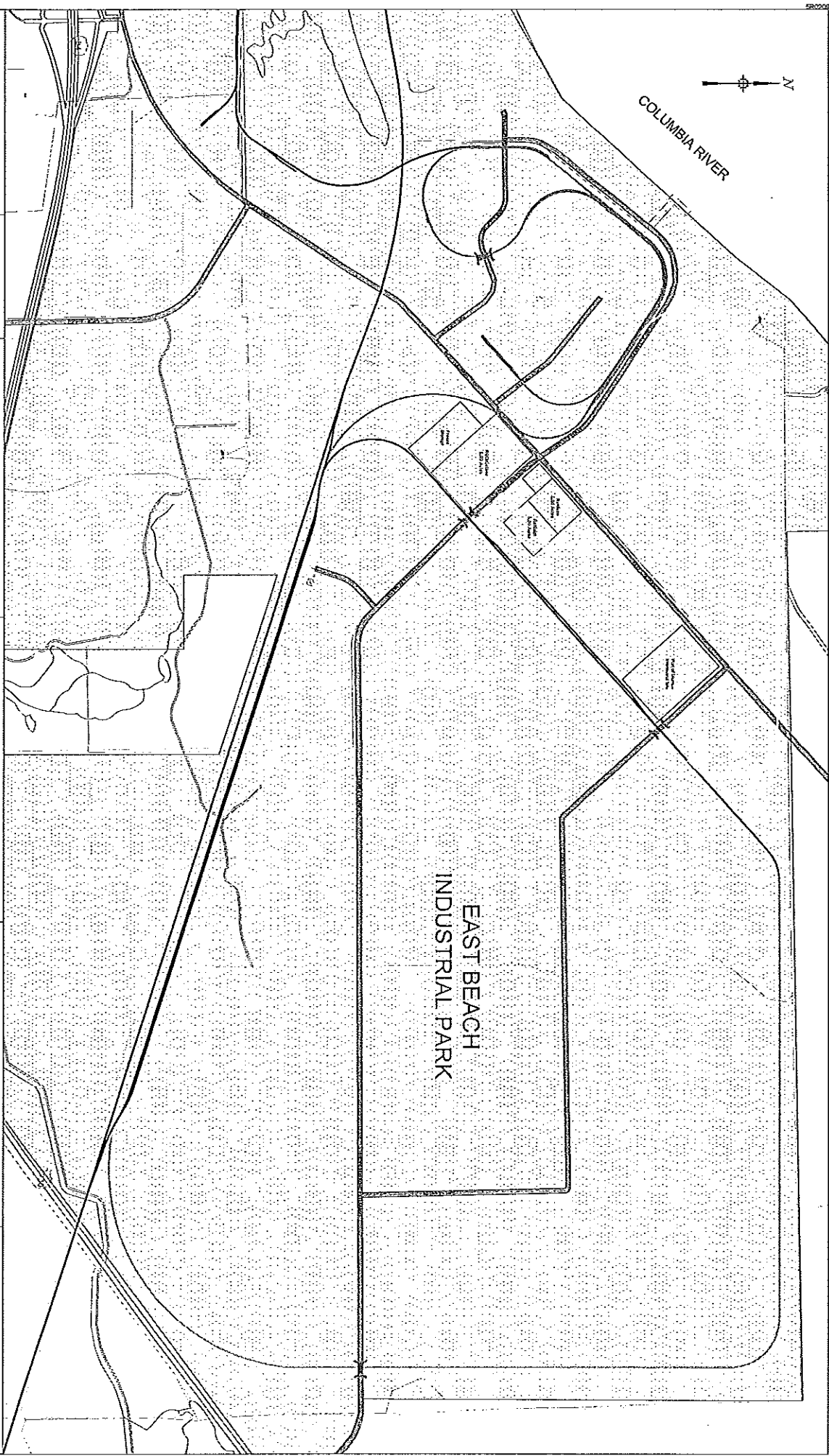
POM RAIL PHASE 3:
 CONNECT OREGON IV

Port of Morrow
 Intermodal Site





COLUMBIA RIVER



PORT OF MORROW:
EAST BEACH INDUSTRIAL PARK
RAIL INFRASTRUCTURE PLAN



RAIL CONSTRUCTION PHASE:

UPPER MAINLINE
PHASE 1: RAIL LOOP (2006)
PHASE 2: CONNECT OREGON II (2011)
PHASE 3: CONNECT OREGON IV (TBD)

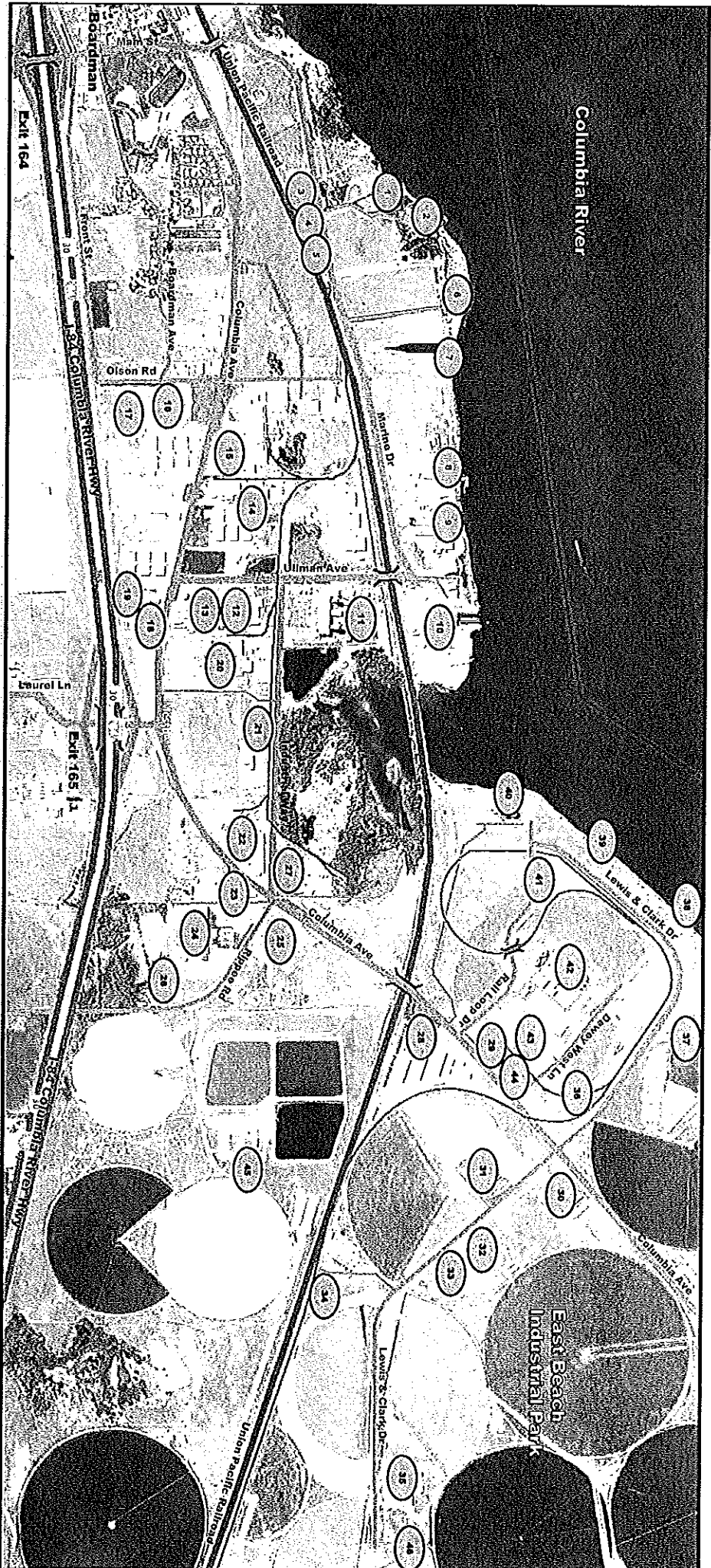


PHASE 4: EAST BEACH CONNECTION
PHASE 5: EAST - WEST CONNECTION
PHASE 6: RAIL - RIVER CONNECTION
INDUSTRIAL PARK RAIL (EXISTING)



SHEET SIZE: ARCH D
DATE: 11/08/2011

PORT OF MORROW



- | | | | | | | | | | |
|----|-----------------------|----|---------------------|----|---------------------|----|---------------------|----|-----------------------|
| 1 | Port of Morrow Office | 2 | T-2 Boardman Chip | 15 | ConAgra Foods LHW | 22 | Boardman Foods | 38 | UP Distribution |
| 2 | River Lodge and Grill | 3 | Barenbrug USA | 16 | Les Schwab | 23 | LTI | 39 | CEMEX |
| 3 | Down Oil | 4 | T-3 Tidewater | 17 | Sage Center | 24 | CRP | 40 | T-5 Tidewater Petrol. |
| 4 | Vector Control | 5 | Coyote Springs | 18 | Port of Morrow Shop | 25 | Pasker | 41 | Coyote Lh. Coal |
| 5 | Boat Patrol | 6 | Morrow Cold Storage | 19 | AGS Pump | 26 | VA Data 4 | 42 | Cargill |
| 6 | Mk. 40 Barge | 7 | Watta Bros | 20 | ConAgra Line 5 | 27 | Upper Columbia Mill | 43 | Zachem |
| 7 | T-1 Barge Ship | 8 | Oregon Potato Co. | 21 | JSH Mint | 28 | Oregon Hay | 44 | Pacific Ethanol |
| 8 | | 9 | | 22 | | 29 | | 45 | Piave Co. |
| 9 | | 10 | | 23 | | 30 | | 46 | Shaver |
| 10 | | 11 | | 24 | | 31 | | 47 | GreenWing |
| 11 | | 12 | | 25 | | 32 | | 48 | Boardman Ag, LLC |
| 12 | | 13 | | 26 | | 33 | | 49 | |
| 13 | | 14 | | 27 | | 34 | | 50 | |
| 14 | | 15 | | 28 | | 35 | | 51 | |
| 15 | | 16 | | 29 | | 36 | | 52 | |
| 16 | | 17 | | 30 | | 37 | | 53 | |
| 17 | | 18 | | 31 | | 38 | | 54 | |
| 18 | | 19 | | 32 | | 39 | | 55 | |
| 19 | | 20 | | 33 | | 40 | | 56 | |
| 20 | | 21 | | 34 | | 41 | | 57 | |
| 21 | | 22 | | 35 | | 42 | | 58 | |
| 22 | | 23 | | 36 | | 43 | | 59 | |
| 23 | | 24 | | 37 | | 44 | | 60 | |
| 24 | | 25 | | 38 | | 45 | | 61 | |
| 25 | | 26 | | 39 | | 46 | | 62 | |
| 26 | | 27 | | 40 | | 47 | | 63 | |
| 27 | | 28 | | 41 | | 48 | | 64 | |
| 28 | | 29 | | 42 | | 49 | | 65 | |
| 29 | | 30 | | 43 | | 50 | | 66 | |
| 30 | | 31 | | 44 | | 51 | | 67 | |
| 31 | | 32 | | 45 | | 52 | | 68 | |
| 32 | | 33 | | 46 | | 53 | | 69 | |
| 33 | | 34 | | 47 | | 54 | | 70 | |
| 34 | | 35 | | 48 | | 55 | | 71 | |
| 35 | | 36 | | 49 | | 56 | | 72 | |
| 36 | | 37 | | 50 | | 57 | | 73 | |
| 37 | | 38 | | 51 | | 58 | | 74 | |
| 38 | | 39 | | 52 | | 59 | | 75 | |
| 39 | | 40 | | 53 | | 60 | | 76 | |
| 40 | | 41 | | 54 | | 61 | | 77 | |
| 41 | | 42 | | 55 | | 62 | | 78 | |
| 42 | | 43 | | 56 | | 63 | | 79 | |
| 43 | | 44 | | 57 | | 64 | | 80 | |
| 44 | | 45 | | 58 | | 65 | | 81 | |
| 45 | | 46 | | 59 | | 66 | | 82 | |
| 46 | | | | 60 | | 67 | | 83 | |



THE HONORABLE GREG SMITH
Oregon House of Representatives

November 1, 2011

Oregon Transportation Commission
c/o Oregon Department of Transportation
355 Capitol St. NE
Salem, OR 97301-3871

Re: ConnectOregon IV Support for Port of Morrow Track Development Phase III

The Port of Morrow is a shining example for economic opportunity in my District 57. Morrow County has been fortunate to see healthy economic growth in the recent past in spite of difficult economic times and in spite of being a rural county. I attribute this growth in no small measure to the development efforts at the Port of Morrow. The Port has a growing cluster of alternative fuels producers as well as food processors. This past summer they had 150 job openings at businesses in Boardman. Access to rail mode has been key to this growth as most of the companies hiring ship by rail.

Port of Morrow is continuing its planned expansion of the rail network within the Port and we support this effort. In the past, the Union Pacific Railroad (UP) was often an impediment to growth as the infrastructure did not lend itself to efficient train operations. With recent development including the ConnectOregon II funded rail siding and ladder track, UP is now an active and engaged partner in development at the East Beach Industrial Park. The addition of a track extending off of the siding and a runaround track will further improve the operating environment and help to attract more jobs to our community.

This is a highest priority in my district. Please support the Port of Morrow and their efforts to bring jobs to our area and I encourage you to approve their grant application.

Best Regards,

Representative Greg Smith
House District 57



OREGON STATE SENATE
DAVID NELSON
STATE SENATOR
DISTRICT 29

5R0209

November 17, 2011

Mr. Pat Egan, Chairman
Oregon Department of Transportation
1158 Chemeketa St. NE
Salem, OR 97301-3871

Re: ConnectOregon IV Support for Port of Morrow Track Development Phase III

Dear Mr. Egan, *Pat*

Morrow County has seen healthy economic growth in the recent past in spite of difficult economic times and in spite of being a rural county. We attribute this growth in no small measure to the development efforts at the Port of Morrow. We are a growing cluster of alternative fuels producers as well as food processors. This past summer we had 150 job openings at businesses in Boardman. Access to rail mode has been key to this growth as most of the companies hiring ship by rail.

Port of Morrow is continuing its planned expansion of the rail network within the Port and we support this effort. In the past, the Union Pacific Railroad (UP) was often an impediment to growth as the infrastructure did not lend itself to efficient train operations. With recent development including the ConnectOregon II funded rail siding and ladder track, UP is now an active and engaged partner in development at the East Beach Industrial Park. The addition of a track extending off of the siding and a runaround track will further improve the operating environment and help to attract more jobs to our community.

I support the Port of Morrow application and their efforts to bring jobs to our area and encourage you to approve their grant application.

Thank you for your consideration.

Best Regards,

A handwritten signature in cursive script that reads "David Nelson".

David Nelson
Oregon State Senator

